

ГЭМЭИ

600080

2013 HH~~7~~

GPJ#

2013

45,594,449.31			49,835,627.13
10%	4,983,562.71		31,452,010.44
	310,242,004.80	2013	341,694,015.24

		2013	2013
0.3	2013	305,295,872.00	10
20.09%		9,158,876.16	

.....	4
.....	5
.....	7
.....	9
.....	19
.....	21
.....	25
.....	31
.....	34
.....	35
.....	100

2013

	GINWA ENTERPRISE GROUP INC.
	GINWA

	202	202
	029-88336635	029-88336635
	029-81778626	029-81778626
	irm@ginwa.com.cn	irm@ginwa.com.cn

		202
	710065	
		202
	710065	
	http://www.ginwa.com.cn	
	irm@ginwa.com.cn	

	www.sse.com.cn

A			600080

()

	1996 2 14
	202
	610000100022703
	610198294196407
	29419640-7

()

2011

()

()

1997 6 12 ,

2002 2 8
2012 5 3

		16
	2 4	

()

	2013	2012	(%)	2011
	471,099,599.40	460,193,983.21	2.37	378,249,985.22
	45,594,449.31	44,254,978.36	3.03	165,555,059.41
	39,246,510.95	39,445,554.66	-0.50	618,089.79
	43,959,626.50	18,246,534.65	140.92	91,018,375.04
	2013	2012	(%)	2011
	996,802,461.33	960,366,888.18	3.79	916,111,909.82
	1,185,059,115.75	1,124,048,767.77	5.43	1,069,061,235.97

()

	2013	2012	(%)	2011
	0.1493	0.1450	2.97	0.5423
	0.1493	0.1450	2.97	0.5423
	0.1286	0.1292	-0.46	0.0020
%	4.66	4.72	0.06	20.21
%	4.00	4.20	0.20	0.08

	2013	2012	2011
	-729,706.63	414,488.19	204,665.85
	2,823,400.00	2,658,100.00	4,823,229.45

	3,296,587.18		131,034,187.79
	1,879,159.15		
	150,649.68	-1,244,462.19	-3,845,998.62
			38,216,787.54
	-226.27	1,188.98	6,488.38
	-1,071,924.75	-848,472.31	-5,502,390.77
	6,347,938.36	4,809,423.70	164,936,969.62

		"	"		
1					
2		"	"	11	
		QC			
SOP			GMP		SOP
3					
2013		26			
4					2013
5					
		47109.96		2.37%	
	33400.41	22.37%			9436.25
	27.89%				
25.58%			4079.88		
3.03%			4559.44		

()
1

:

			%
	471,099,599.40	460,193,983.21	2.37
	183,939,233.06	223,552,909.22	-17.72
	187,810,218.74	126,721,351.17	48.21
	55,508,913.85	62,601,359.21	-11.33

(2)

4

5

(1)

	4,797,060.24
	6,204,111.50
	11,001,171.74
%	1.10
%	2.34

(2)

21

16

12

6

7
(1)

()

1

				(%)	(%)	%
	334,004,102.42	67,330,209.26	79.84	22.37	3.18	3.75
	94,362,497.96	90,512,201.94	4.08	-27.89	-28.99	1.48
	40,798,765.56	26,018,507.86	36.23	-25.58	-15.42	7.66

()

1

:

		%		%	%
	15,900,430.63	1.34	127,427,439.01	11.34	-87.52
	93,030,304.92	7.85	70,131,360.12	6.24	32.65
	33,821,228.34	2.85	21,796,992.85	1.94	55.16
	150,601,863.74	12.71	3,863,110.08	0.34	3,798.46

	0.00	0.00	902,798.00	0.08	-100.00
	9,407,334.57	0.79	263,256.33	0.02	3,473.45

	2013	12	31	15,900,430.63	115,527,008.38
87.52%					1.315
	2013	12	31	93,030,304.92	22,898,944.80
32.65%					
	2013	12	31	33,821,228.34	12,024,235.49
55.16%					
	2013	12	31	150,601,863.74	146,738,753.66
3798.46%					1500
				1.315	
	2013	12	31	8,454,197.94	6,204,111.50
275.73%					
	2013	12	31	55,810.72	43,689.84
43.91%					
	2013	12	31	0.00	902,798.00
					100.00%
	2013	12	31	9,407,334.57	9,144,078.24
3473.45%					15,991,600.00
6,686.564.76					

()

" "

()

1

(1)

2

(1)

(2)

: :

--	--	--	--	--	--	--	--	--	--	--	--

	3,000	1	10								300

2013 4 15

3,000 1 10%

2013 4 16

2013 11 11

1,500

3

4

		52,750.00	545,918,579.07	525,209,286.13	-20,186,709.96
		500.00	29,002,514.91	2,870,129.04	-531,883.57
		500.00	437,744.57	-746,182.89	-253,144.78

5

()

1

2

12

3

"

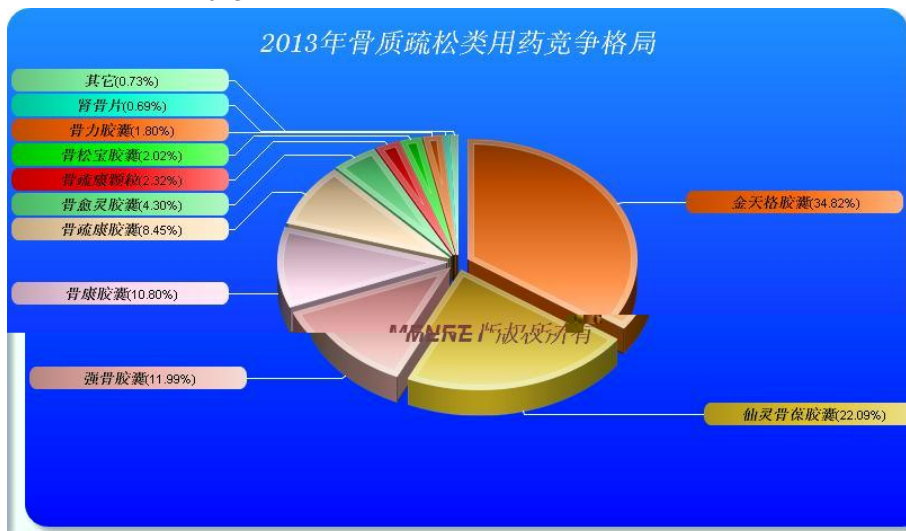
"

4 GMP

GMP

5

-1 2013



()

()

2014	39,500	52,000	11,000	22,000	8,500
	8,200		4,000		2,800

1

2014

2

3

4

5

GMP

GMP

6

7

()

2014

11,000

()

1

2

2014

3

()

()

()

()

1

3 -

2014 1

1 10%
2 30%

1
2
3 10%

1 10%
2 30%
3

5
80%
40%
20%

2013

2
2012 2012 2012
9,158,876.16 305,295,872.00 10 0.30 20.70% 2012
2012 2013
5 8 2012 2013
2013 7 8 2013 7 3

3 2013

		2013			
45,594,449.31				49,835,627.13	10%
	4,983,562.71			31,452,010.44	
	310,242,004.80	2013		341,694,015.24	
			2013		2013
	2013		305,295,872.00	10	0.3
		9,158,876.16			

11 11 1 10% 3000
 2013 4 16 11 13 1500 2013

()

()

()

	:	:
		53
	5	

2013

5%

5%

()

		(%)							(%)
1									
2									
3									
	305,295,872	100						305,295,872	100
1	305,295,872	100						305,295,872	100
2									
3									
4									
	305,295,872	100						305,295,872	100

()

() 3

()

()

()

			28,137	5	28,499	
		(%)				
		25.55	78,000,000	0		28,950,000
		3.22	9,820,000	-100,000		
		0.74	2,263,371	2,263,371		
		0.66	2,009,824	2,009,824		
		0.66	1,999,830	1,999,830		
		0.55	1,669,400	1,669,400		
		0.52	1,575,802	1,575,802		
		0.48	1,467,849	1,467,849		
		0.45	1,382,930	0		
		0.44	1,349,200	1,349,200		

	78,000,000	78,000,000
	9,820,000	9,820,000
	2,263,371	2,263,371
	2,009,824	2,009,824
	1,999,830	1,999,830
	1,669,400	1,669,400

	1,575,802	1,575,802
	1,467,849	1,467,849
	1,382,930	1,382,930
	1,349,200	1,349,200

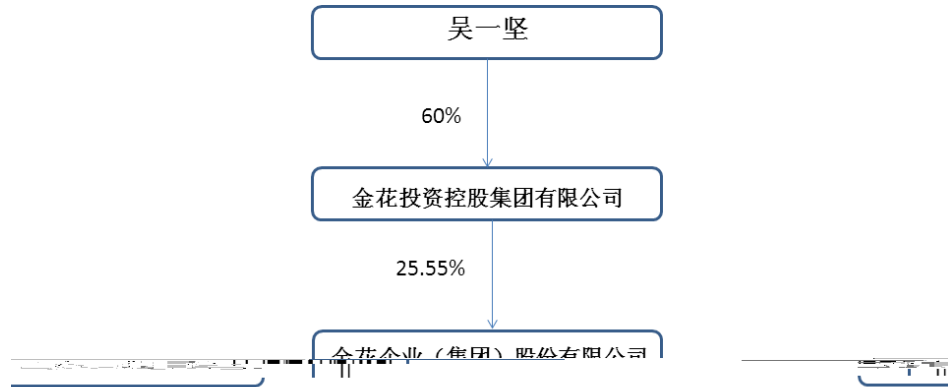
()
1

	1995	7	24
	29419075-0		
			8,000
	2013	12	31
			1745285.95
	96615.08		
	2013	12	31
			3675712.63
			1745285.95
			1855369.97
			96615.08

()
1

5	
10	

2



()

			54	2011 21	4	2014 21	4	23,240	23,240			82.10
			57	2011 21	4	2014 21	4					53.17
			56	2011 21	4	2014 21	4					45.37
			51	2011 10	6	2014 21	4	29,050	29,050		57.66	
			50	2011 21	4	2014 21	4				3	
			52	2011 21	4	2014 21	4				3	
			42	2011 21	4	2014 21	4				3	
			63	2011 21	4	2014 21	4	17,430	17,430			44.16
			56	2011 21	4	2014 21	4					45.50
			33	2011 21	4	2014 21	4				6.91	

44
2011

1996

1999 3

2010 2003

2006 6

2006 1 2011 5

1996 4 2004 1

2003 11 2004 10

2004 10 2005 2

2005 2

2003 2

2008 9

2000 4

2003 11 2010 11

2010 11

2008 9

1995 2000

2005 H 5 2006 11

2000 2005

2006 12 2008 3 2008 2010

4 2010 4

2002 3

1996

2002 11 2006 5

2003 2011 4

1999 2011 4 2011 4

2011 5

1999 6 2002 12

2003 1 2003 12

2004 1 2006 1 2006

1 2008 ÜTÇ 2005 6 2008 2006

3

2011 4

()

			1990	
			1999	
			2003	
			1996	
			1998	
			2011	

()

			2005-02	
			2010-11	
			2010-04	

	492.17

()

	407
	358
	765

	0
	230
	125
	113
	48
	69
	180
	12
	146
	607
	765

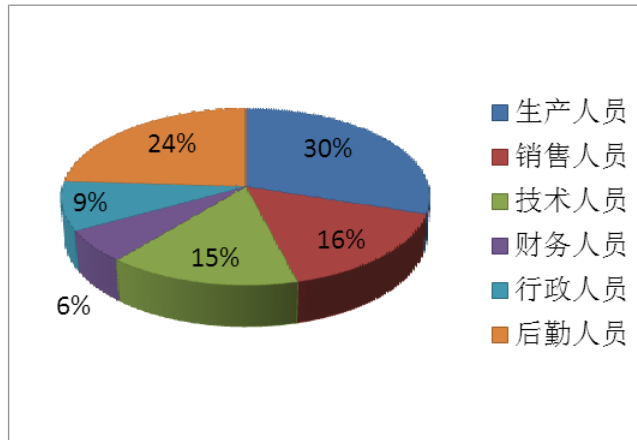
()

- 1.
- 2.
- 3.

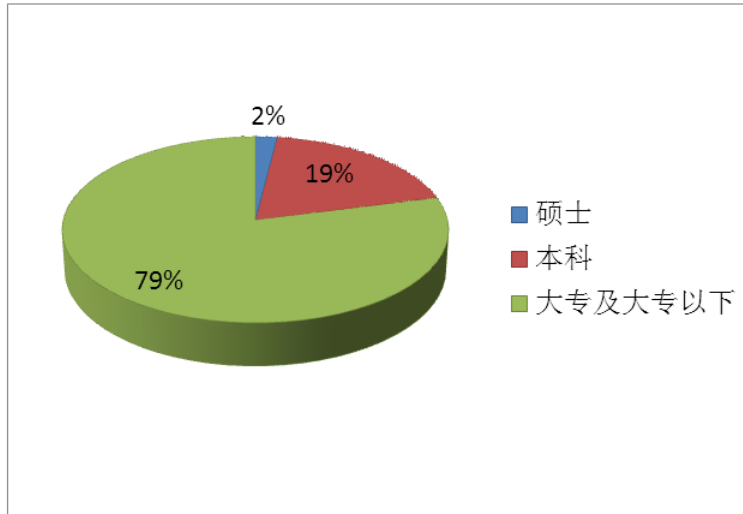
()

" 2013 " " "

()



()



()

	0
	0

1

2

2012	2013 5 16	1 2012 2012 3 2012 4 2012 () 5 6 7 8	2			http://www.sse.com.cn	2013 5 17

()

		4	4	1	0	0	1
		4	4	1	0	0	1
		4	4	1	0	0	1
		4	4	1	0	0	1
		4	3	1	1	0	0
		4	4	1	0	0	1
		4	4	1	0	0	0

	4
	3
	1
	0

()

1

2012

2013

2

2012 30

2012

2014

2014

2013

[2014] 61050008

2013 12 31

2013

2

1

2013 12 31

2013

2013 12 31

:

: :

		15,900,430.63	127,427,439.01
		9,215,846.56	8,488,501.49
		93,030,304.92	70,131,360.12
		33,821,228.34	21,796,992.85
		8,236,649.03	7,078,646.26
		53,421,773.19	48,425,116.54
		150,601,863.74	3,863,110.08
		364,228,096.41	287,211,166.35
		155,042,361.16	155,136,129.80
		412,997,845.33	432,721,426.16
		200,274,749.93	200,052,251.39

		16,099,423.40	7,259,531.02
		186,707,930.75	161,830,494.17
		305,295,872.00	305,295,872.00
		252,598,614.91	252,598,614.91
		97,213,959.18	92,230,396.47
		341,694,015.24	310,242,004.80
		996,802,461.33	960,366,888.18
		1,548,723.67	1,851,385.42
		998,351,185.00	962,218,273.60
		1,185,059,115.75	1,124,048,767.77

2013 12 31

:

: :

		9,531,234.15	66,501,188.45
		8,865,846.56	7,929,559.61
		87,265,427.51	63,196,202.56
		32,086,550.53	19,998,430.30
		4,238,112.00	1,668,568.80
		33,249,168.24	30,205,973.79
		105,101,863.74	3,863,110.08
		280,338,202.73	193,363,033.59

		682,708,764.41	699,362,707.91
		92,171,739.39	94,333,322.45
		31,277,269.15	31,060,470.61
		42,372,112.09	45,615,155.87
		8,454,197.94	2,250,086.44
		827,710.83	636,934.42

		187,810,218.74	126,721,351.17
		55,508,913.85	62,601,359.21
		-2,947,684.68	-1,080,173.55
		1,824,042.26	-1,855,831.30
		2,052,739.24	490,015.05
		39,030,100.76	42,989,160.70

		18,167,544.27	-2,378,044.49
		2,052,739.24	490,015.05
		43,456,543.15	58,124,407.91
		13,021,893.30	6,911,059.54
		7,072,339.39	1,254,015.02
		49,406,097.06	63,781,452.43
		-429,530.07	5,162,944.18
		49,835,627.13	58,618,508.25
		49,835,627.13	58,618,508.25

2013 1 12

: :

		476,091,867.37	474,864,639.86
		350,604.90	
		14,108,181.94	10,877,979.31
		490,550,654.21	485,742,619.17

		180,614,073.94	231,430,901.88
		46,908,159.17	41,828,770.77
		65,710,704.33	70,466,452.11
		153,358,090.27	123,769,959.76
		446,591,027.71	467,496,084.52
		43,959,626.50	18,246,534.65

		8,871,999.89	
		8,871,999.89	
		-8,871,999.89	0.00
		19,972,991.62	89,111,915.43
		127,427,439.01	38,315,523.58
		147,400,430.63	127,427,439.01

2013 1 12

: :

		326,963,523.87	267,889,906.87
		22,797.97	
		11,532,503.15	20,643,426.34
		338,518,824.99	288,533,333.21
		54,417,592.51	57,489,953.00
		30,330,029.97	24,669,130.73
		55,991,327.27	64,993,370.52
		146,864,781.20	168,281,875.08
		287,603,730.95	315,434,329.33
		50,915,094.04	-26,900,996.12
		2,052,739.24	490,015.05
		18,104.00	565,500.00
		24,985,100.00	78,000,000.00
		27,055,943.24	79,055,515.05
		9,468,991.69	6,557,091.26

		30,600,000.00	
		40,068,991.69	6,557,091.26
		-13,013,048.45	72,498,423.79
		8,871,999.89	
		8,871,999.89	
		-8,871,999.89	
		29,030,045.70	45,597,427.67
		66,501,188.45	20,903,760.78
		95,531,234.15	66,501,188.45

2013 1 12

: :

	305,295,872.00	252,598,614.91			92,230,396.47		310,242,004.80		1,851,385.42	962,218,273.60
	305,295,872.00	252,598,614.91			92,230,396.47		310,242,004.80		1,851,385.42	962,218,273.60
					4,983,562.71		31,452,010.44		-302,661.75	36,132,911.40
							45,594,449.31		-302,661.75	45,291,787.56
							45,594,449.31		-302,661.75	45,291,787.56
1										
2										
3										

					4,983,562.71		-14,142,438.87			-9,158,876.16
1					4,983,562.71		-4,983,562.71			
2										
3							-9,158,876.16			-9,158,876.16
4										

1

	305,295,872.00	252,598,614.91			86,368,545.64		271,848,877.27	2,334,003.72	918,445,913.54
					5,861,850.83		38,393,127.53	-482,618.30	43,772,360.06
							44,254,978.36	-482,618.30	43,772,360.06
							44,254,978.36	-482,618.30	43,772,360.06
1									
2									
3									
					5,861,850.83		-5,861,850.83		
1					5,861,850.83		-5,861,850.83		
2									
3									
4									
1									

2										
3										
4										
1										

1								
2								
3								
					4,983,562.71	-14,142,438.87		-9,158,876.16
1					4,983,562.71	-4,983,562.71		
2.								
3							-9,158,876.16	-9,158,876.16
4								
1								
2								
3								
4								
1								
2								
	305,295,872.00	214,589,498.65			97,213,959.18	381,543,798.98		998,643,128.81

: :

	305,295,872.00	214,589,498.65			86,368,545.64		293,093,953.30	899,347,869.59
	305,295,872.00	214,589,498.65			86,368,545.64		293,093,953.30	899,347,869.59
					5,861,850.83		52,756,657.42	58,618,508.25
							58,618,508.25	58,618,508.25
							58,618,508.25	58,618,508.25
1								
2								
3								
					5,861,850.83		-5,861,850.83	
1					5,861,850.83		-5,861,850.83	
2.								
3								
4								
1								
2								

3								
4								
1								
2								
	305,295,872.00	214,589,498.65			92,230,396.47		345,850,610.72	957,966,377.84

2013

1

2

12

12

5

2012 19

(4 2)

10

4

1

,

2

ĐÀO TẠO CÔNG NHÂN

8

22

2

10

2

100

A

	%	%
1	5%	5%
1-2	10%	10%
2-3	20%	20%
3-4	30%	30%
4-5	40%	40%

4
5
8
1

2

8

2007 12 31

4 2

3

4

9
1

2

		%	%
	10-50	5	1.90-9.5
	10-30	5	3.167-9.5
	8	5	11.875
	10-50	5	1.90-9.5

3

14

4

5

10

14

11

3

12

1

2

3

13

14

14

15

1

2

/

3

4

5

16

1

2

3

4

17
1

/

2

3

4

18



			500				70991850-5	375	
			500				22055302-9	225	

	%	%				
	100	100				

2013 12 31
1

2013 1 1

			322,107.00	397,372.57
-			322,107.00	397,372.57

	98,187,074.34	100.00	5,156,769.42	5.25
	98,187,074.34	100.00	5,156,769.42	5.25
	98,187,074.34	100.00	5,156,769.42	5.25

		%		%
	73,955,798.86	100.00	3,824,438.74	5.17
	73,955,798.86	100.00	3,824,438.74	5.17
	73,955,798.86	100.00	3,824,438.74	5.17

2

		%		%
1	96,298,199.40	98.07	73,086,281.91	98.83
1 2	1,137,036.84	1.16	222,553.16	0.30

1		96,298,199.40	5	4,814,909.97	73,086,281.91	5	3,654,314.10
1	2	1,137,036.84	10	113,703.68	222,553.16	10	22,255.32
2	3	136,931.91	20	27,386.38	548,782.03	20	109,756.41
3	4	517,312.43	30	155,193.73	32,800.20	30	9,840.06

		%		%
	7,780,490.67	92.27	701,844.41	9.02
	7,780,490.67	92.27	701,844.41	9.02
	651,472.30	7.73	651,472.30	100.00
	8,431,962.97	100.00	1,353,316.71	16.05

2

		%		%
1	3,816,425.33	41.92	6,175,629.19	79.37
1 2	4,534,684.77	49.82	633,706.15	8.14
2 3	311,212.20	3.42	387,459.12	4.98

2013

		(%)	
	549,347.00	100.00	549,347.00

		3,639,588.00	1
		3,300,000.00	3
		2,436,406.98	1
		26,600,624.45	

3
6
1

5% 5%

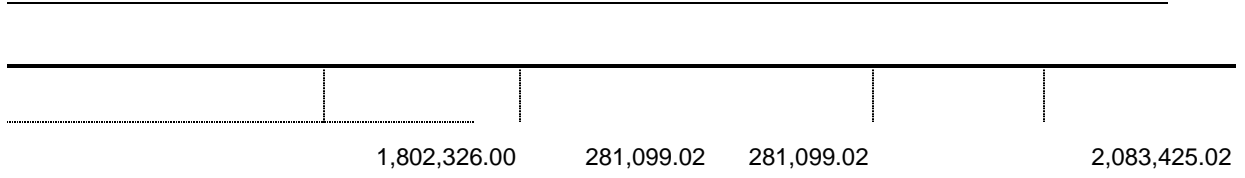
	15,795,254.51	15,795,254.51
	11,696,926.31	11,696,926.31
	20,685,828.24	20,685,828.24

11 11 1 10% 2013 1500

				S				5,500,000.00	
								5,000,000.00	
				S				5,000,000.00	
		-						15,000,000.00	
		-						15,000,000.00	
								32,000,000.00	
								31,000,000.00	
		-	-	-	3			5,000,000.00	
		-	-	-	3-1			5,000,000.00	

	%	%				
	15.02	15.02				
	9.52	9.52				173,580.09

2013



A	37,500,000.00	30,916,370.17	166,358.00		700.00	31,082,028.17
		168,991,780.78	5,700.00			168,997,480.78
		144,100.44	270,283.74	175,943.15	43,200.05	195,240.98

		45,941,272.65		43,178,343.43
		143,996.51		120,456.47
		33,732,564.59		32,883,946.67
		312,198.34		790,147.95
		7,920,907.29		6,110,414.13
		2,714,619.23		2,035,964.39
		720,466.69		639,666.73
ERP		396,520.00		597,747.09

3,738,541.39

2

JTGLC	180,000.00	1,548,142.80		1,728,142.80
TSLC	673,269.23	681,926.84		1,355,196.07
TSSCD				

13
1

/



16

1

15,610,346.00

19,795,673.10

2013

1	79,437,735.33	58,449,183.35
---	---------------	---------------

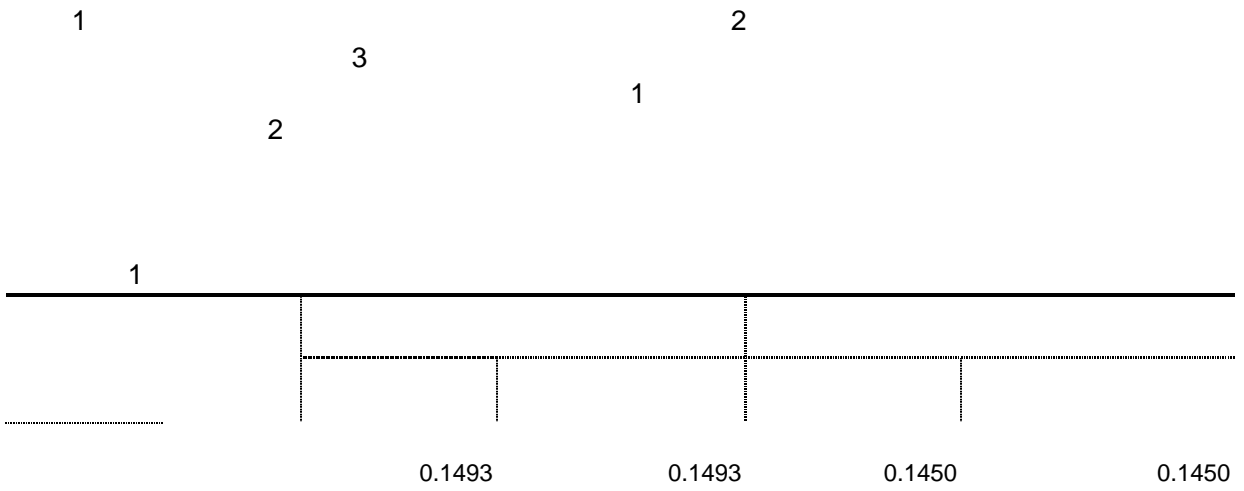
2013

	310,242,004.80	271,848,877.27	
	45,594,449.31	44,254,978.36	
	4,983,562.71	5,864,850.83	10%
	9,158,876.16		

2013

	3,296,587.18	3,828,581.03	3,296,587.18

36		
	-225,794.30	4,820,986.85
	-494,962.27	52,520.82
	-720,756.57	4,873,507.67
37		



	305,295,872.00	305,295,870.00
	305,295,872.00	305,295,872.00
38		
1		
	5,972,948.96	4,100,000.00
		2,430,000.00
	1,989,520.13	1,959,287.51
	3,014,759.22	1,292,297.63
	2,823,400.00	728,100.00
	307,553.63	368,294.17
	14,108,181.94	10,877,979.31
2		
	144,065,531.92	118,147,140.58

	45,291,787.56	43,772,360.06
	1,824,042.26	-1,855,831.30

	15,900,430.63	127,427,439.01
	322,107.00	397,372.57

						%
			524,770.00	100.00	1,612,060.00	100.00

2

1	10%	2013	11
11		1500	
2013	12	31	

1
1



			%		%
2	3	65,444.01	0.07	58,368.75	0.09
3	4	42,094.95	0.05	32,800.20	0.05
4	5	32,212.20	0.04	44,179.19	0.07
5		65,381.56	0.07	21,202.37	0.03
		91,932,386.17	100.00	66,570,242.07	100.00

3

		%		%

		%	%

	15.02	15.02			
	9.52	9.52			173,580.00
				60,857,971.22	16,653,943.50
					173,580.00

4
1

				334,346,431.70	273,115,755.30
--	--	--	--	----------------	----------------

3	9,531,234.15	66,501,188.45
----------	--------------	---------------

	150,649.68	-1,244,462.19
	7,420,089.38	5,656,707.03
	1,071,924.75	848,472.31

93,768.64	2013	12	31	155,042,361.16	
	0.06%				
19,723,580.83	2013	12	31	412,997,845.33	
	4.56%				
222,498.54	2013	12	31	200,274,749.93	A
	0.11%				
	2013	12	31	8,454,197.94	6,204,111.50
275.73%					
100.00%	2013	12	31	0.00	902,798.00
9,144,078.24	2013	12	31	9,407,334.57	
15,991,600.00	3473.45%				
2				6,686.564.76	
2.00%	2013			471,099,599.40	10,905,616.19
18.00%	2013			183,939,233.06	39,613,676.16
	2013			187,810,218.74	61,088,867.57
48.21%					
172.89%	2013			-2,947,684.68	1,867,511.13
	2013			1,824,042.26	3,679,873.56
199.00%					
318.91%	2013			2,052,739.24	1,562,724.19
					1,879,159.15

- () 1
- () 2
- () 3

2014 4 10