

---

600080

**H87PL63L.**  
**2016**

H/p

	2016	28,530,482.57	10%
2,853,048.26		25,677,434.31	
421,969,146.12	2016	447,646,580.43	
		2016	2016
	2016	305,295,872.00	10
	9,158,876.16		0.3
			33.55%

---

.....	3
.....	3
.....	6
.....	10
.....	29
.....	40
.....	44
.....	45
.....	49
.....	52
.....	53
.....	147

		2016 1 1 2016 12 31

18 . 1C

	GINWA ENTERPRISE GROUP INC.
	GINWA

	202	202
	029-88336635	029-88336635
	029-81778626	029-81778626
	irm@ginwa.com.cn	irm@ginwa.com.cn

	202
	710065
	202
	710065
	http://www.ginwa.com.cn
	irm@ginwa.com.cn

	www.sse.com.cn

--

A			600080	

			16	2
				4

/

	2016	2015	(%)	2014
	666,645,492.79	730,144,537.43	-8.7	712,790,078.58
	27,299,103.90	25,384,136.05	7.54	30,950,766.42
	24,525,260.29	19,127,769.98	28.22	28,264,055.00
	41,676,486.75	30,330,523.29	37.41	34,333,480.91
	2016	2015	%	2014
	1,072,454,303.50	1,045,155,199.60	2.61	1,019,771,063.55
	1,443,952,623.62	1,258,091,728.66	14.77	1,266,762,292.43

( )

	2016	2015	(%)	2014
	0.0894	0.0832	7.45	0.1014
	0.0894	0.0832	7.45	0.1014
	0.0803	0.0627	28.07	0.0926
	%	2.58	2.46	0.12
	%	2.32	1.85	0.47
				3.07
				2.80

/

/

/

**2016**

	1-3	4-6	7-9	10-12
	141,198,303.74	163,607,455.69	171,029,325.24	190,810,408.12
	3,041,021.22	9,565,121.60	12,835,913.73	1,857,047.35
	3,411,239.96	9,631,363.48	11,766,256.99	-283,600.14
	7,722,008.22	1,438,217.53	28,564,300.36	3,951,960.64

: :

	2016		2015	2014
	-363,709.21		-62,187.24	-479,982.15
	333,500.00	—	800,000.00	1,429,000.00
	461,228.70			
	-1,752,393.12		3,981,558.97	

---

				516,664.60
	4,598,981.73		2,632,986.35	1,704,702.77
	-9,786.69		-952.80	-20,290.04
	-493,977.80		-1,095,039.21	-463,383.76
	2,773,843.61		6,256,366.07	2,686,711.42

	33,783,973.12	23,365,159.36	-10,418,813.76	-2,299,765.54
	33,783,973.12	23,365,159.36	-10,418,813.76	-2,299,765.54

18 .P

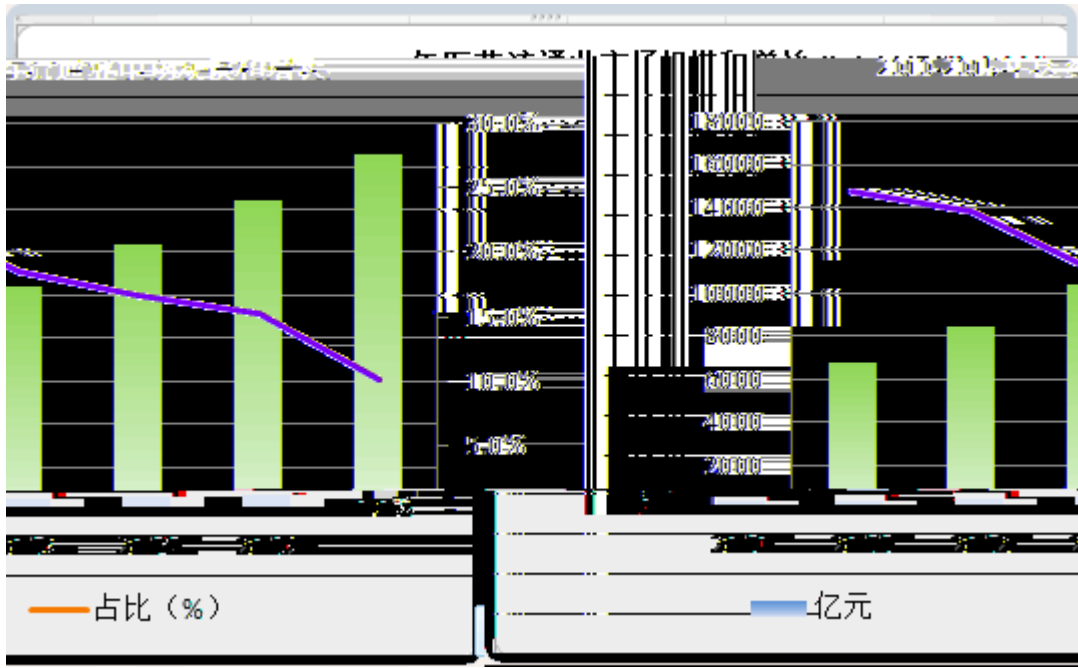
2012

:

1  
1







3

4

48 620.20      66,664.55      14,201.86      2,729.91

7.54 %      27.61%      54.01%      8.70 %

2015

4

2

---

3

“ ”

“ ”

4

GMP

18

5: [AAD<

“

”

1

2016 2016





							%
24 /	1,220.30	1,203.85	120.15	18.18	25.24	118.65	
24 /	320.19	315.61	28.06	13.80	22.07	25.39	
6 /	265.83	247.78	22.35	39.60	33.07	205.42	
15 /	198.70	192.34	16.37	-14.15	-15.26	69.19	
20ml/	3,279.51	2,968.50	394.23	30.93	9.48	586.50	

2017

(3).

			(%)		(%)	(%)	
	56,067,589.02	67.48	47,656,992.95	71.18	17.65		
	6,999,237.62	8.42	5,223,228.61	7.80	34.00		
	20,024,457.21	24.10	14,073,639.31	21.02	42.28		
	136,129,167.88	100.00	304,392,948.10	100.00	-55.28		
	6,683,620.54	24.76	6,221,587.41	23.00	7.43		
	20,305,638.55	75.24	20,826,429.90	77.00	-2.50		
			(%)		(%)	(%)	
	24,992,929.69	63.83	21,344,187.18	67.07	-3.24		
	1,071,994.77	2.74	689,472.61	2.17	0.57		
	13,089,713.02	33.43	9,788,250.09	30.76	2.67		
	7,534,519.88	60.14	5,562,054.52	62.59	-2.44		
	1,872,720.70	14.95	1,148,033.04	12.92	2.03		
	3,120,601.86	24.91	2,177,011.19	24.50	0.41		
	2,862,338.79	71.06	2,731,629.32	75.23	-4.16		
	886,718.67	22.01	692,633.63	19.07	2.94		
	278,865.87	6.92	206,963.54	5.70	1.22		
	20,677,800.66	75.52	18,019,121.93	79.68	-4.16		
	3,167,803.48	11.57	2,693,089.33	11.91	-0.34		
	3,535,276.46	12.91	1,901,414.49	8.41	4.50		

(4).

0	21,900.10	0 %	32.85%
0	4,198.48	0%	17.05%

2.

			%
	310,987,307.54	236,760,168.25	31.35
	56,607,192.95	60,519,832.93	-6.47
	-44,595.06	-5,453,615.53	99.18
	367,549,905.43	291,826,385.65	25.95

3.

	7,619,071.89
	8,681,855.69
	16,300,927.58
%	2.45
	46
%	6.09
%	53.26

3.35%

10.53%

4.

			%
	41,676,486.75	30,330,523.29	37.41
	-301,120,678.63	-42,421,738.15	-609.83
	149,269,562.50		

/

/

1.

		%		%	%	
	45,563,378.75	3.16	21,749,354.45	1.73	109.49	1
	23,365,159.36	1.62	33,783,973.12	2.69	-30.84	2
	12,484,377.44	0.86	8,713,995.65	0.69	43.27	3
	55,812,945.09	3.87	40,780,063.57	3.24	36.86	4
	35,362,710.46	2.45	133,988,653.68	10.65	-73.61	5
	272,065,000.00	18.84				6
	18,742,631.55	1.30	13,290,593.38	1.06	41.02	7
	150,000,000.00	10.39				8
	20,258,767.49	1.40	10,386,736.19	0.83	95.04	9

1  
2  
3  
4  
5  
6  
7  
8  
9

2.

202

18

5000

10000

www.sse.com.cn 2016

8 27

" 2016-056"

2016 12 15

" 2016-067"

3.



---

3  
2016 6 29

4  
2016 9 30 <2016  
>

3  
1 CFDA 2015 1 (2016 40  
)  
2016 2 20 2015 1 6  
30 (2016 40 ) < >

2  
2016 3 5

" "

3 CFDA  
2016 5 3 CFDA

2016 5 31 10

4 CFDA ( )  
2016 8 24 CFDA )  
)  
1 3  
30

2

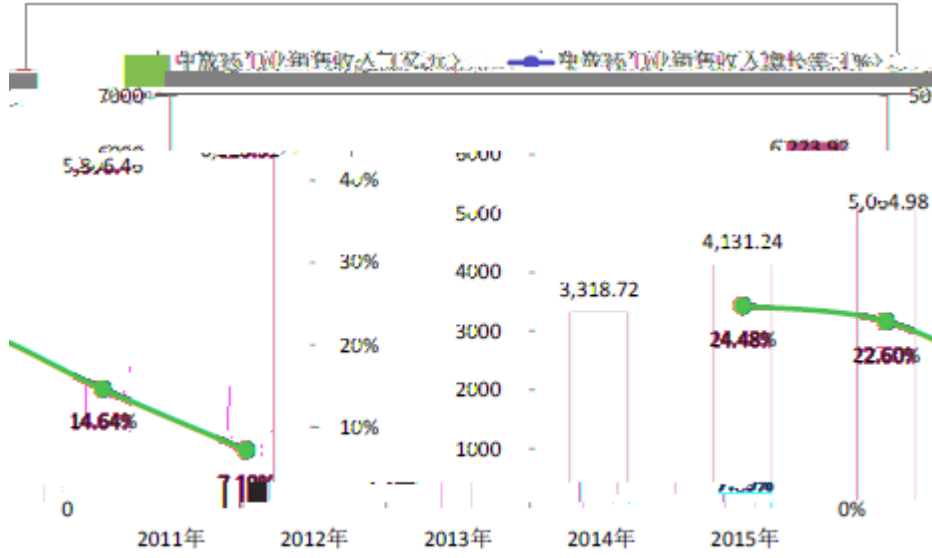
1

3,318.72

2015

6,223.92

17.02%



650.09

2011

385.34

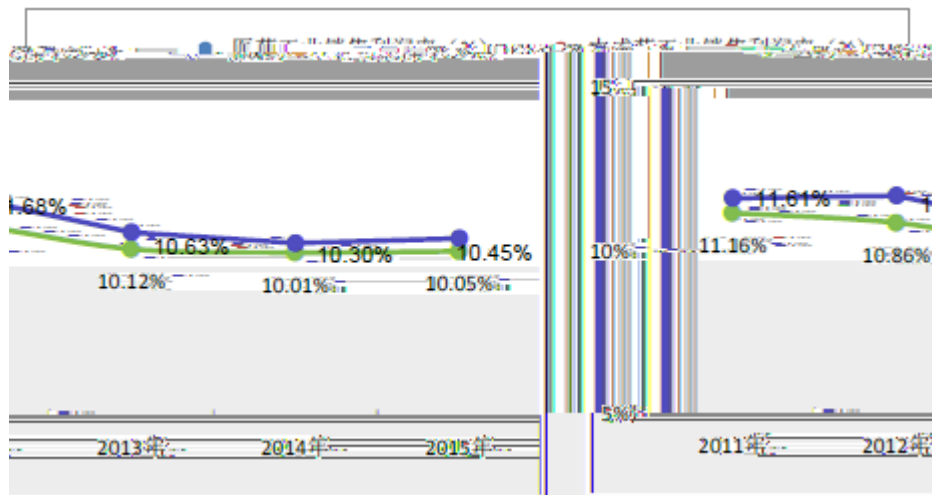
2015

2012

10%

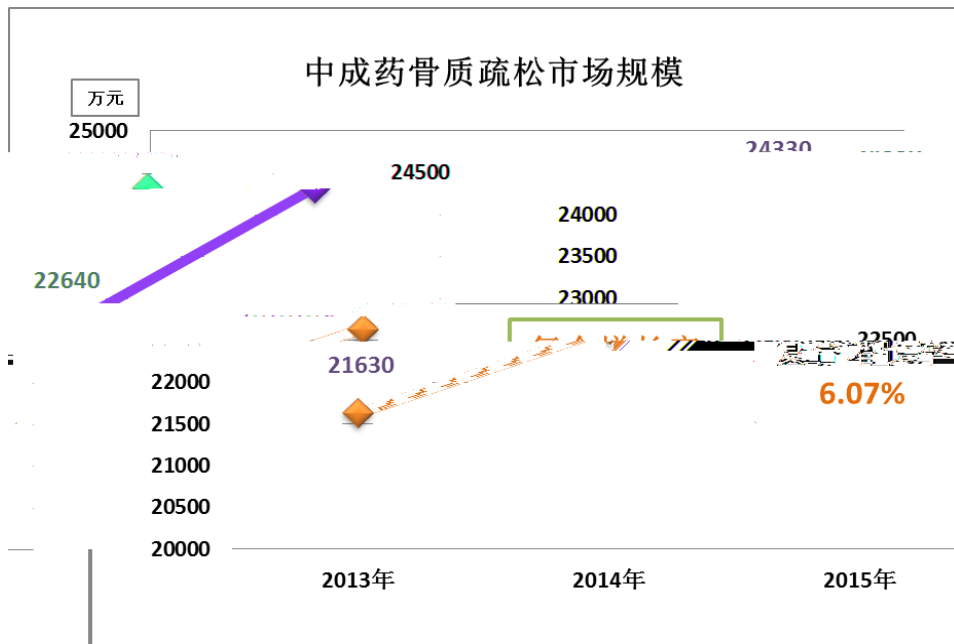
2011 -2013

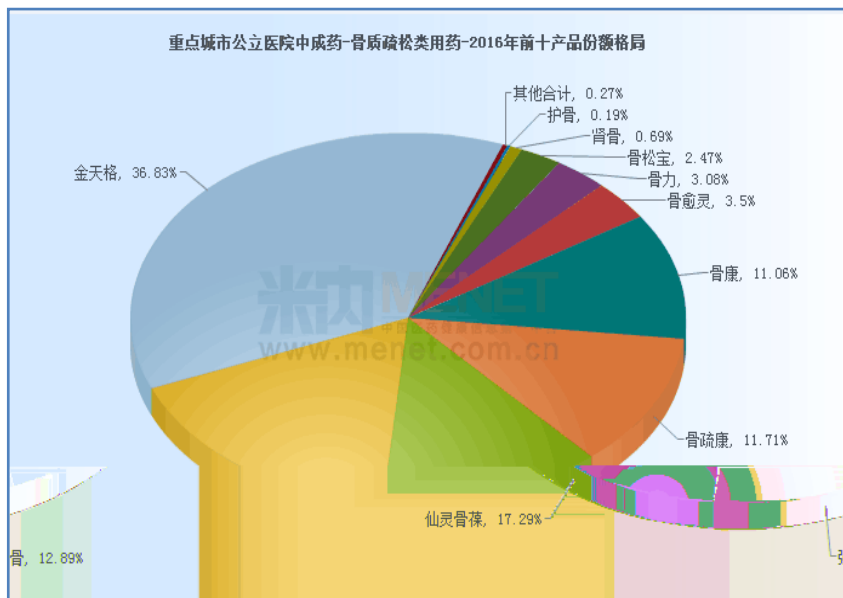
2011 -2015



33%      2020      12.4%      2.8

21.63      22.64      24.33      2013      2015  
6.07%






(2).

		/					
			2003 8 27 2020 1 14				
			/				
			/				
			/				
			/				

	24 /			1,220.30	1,203.85
	24 /			320.19	315.61
	6 /			265.83	247.78
	20ml/			3,279.51	2,968.50
	15 /			198.70	192.34

(3).

(4).

<b>金花</b>			
<b>金花</b>			
			

“ ” “ ”

24 /			1,203.85	40,413.37	36,497.94
24 /			315.61	1,754.15	1,166.39
6 /			247.78	1,470.57	805.55
20ml/			2,968.50	1,243.20	468.68
15 /			192.34	640.29	444.53

2.

(1).

(2).

				%	%	%	
	1,129.32	410.76	718.56	1.69	4.59	49.22	
	20.35	6.84	13.51	0.03	0.08	-46.37	
	132.16	42.98	89.18	0.20	0.54	5.30	
	257.82	257.82		0.39	1.05	-45.47	
	43.68	43.50	0.18	0.07	0.18	1,450.56	

1.

(1)

(2)

:

(3)

,

2.

1

III

2

3

,

		%	%
--	--	---	---

2016	6,389.79	2.23	3.07
2016	3,136.25	1.33	3.09
2016	5,410.46	3.46	2.07
2016	766.87	0.82	0.45
2016	14,529.98	3.11	3.94
2016	23,971.16	6.27	4.50
			9,034.09
			1,630.09
			2.45
			1.52

3.35%                      1,630.09                      16.29%                      2.45%

(3).

				1,529.28	1	0
				181.96	1	0
				1,122.90	1	0
			BE	50.46	31	9

(4).

(5).

(6).


3.  
(1).

				%	%	%
	404,140,509.42	39,154,637.48	90.31	29.48	23.04	0.51
	32,150,463.15	12,527,842.44	61.03	29.39	40.97	-3.20
	10,570,026.09	4,027,923.33	61.89	-4.44	10.92	-5.28
	39,340,995.19	27,380,880.60	30.40	19.37	21.08	-0.98

156694800>> BDC DETQ235.61 380.95 150.26 13.8 re\*[( )]70/F2 10.56 T1 0

		%
2016	286,488.55	64.90
2016	236,365.31	60.07
	156,186.31	70.86
2016	93,699.33	81.53

20ml*20 /	12-52	2,968.50
15 /	16.5-28.85	192.34

(4).

		%
	269,162,451.42	86.55
	20,606,896.55	6.63
	14,506,359.67	4.66
	2,973,528.27	0.96
	1,418,730.25	0.46
	962,146.25	0.31
	600,643.58	0.19
	405,516.81	0.13
	310,205.24	0.10
	40,829.50	0.01
	310,987,307.54	100

		%
2016	86,189.94	30.08
2016	38,196.50	16.16
2016	53,099.64	34.00
2016	43,090.57	45.99
2016	250,692.45	53.59
2016	143,405.28	37.54
		102,445.73
		31,098.73
	%	46.65

4.

/

1

29,327.5

29,327.5

		%
	28,327.50	20
	1,000	4.76

(1)

2016 4 21

2016

( www.sse.com.cn) 2016  
 4 27 " 2016-029" 2016 5 14 " 2016-036"  
 2016 11 9  
 ( www.sse.com.cn) 2016 11 10 " 2016-062"

(2)

(3)

/

/

		52,750.00	48,775.40	46,164.68	-1,964.22
	/	2,000	3,934.47	239.81	92.48

/

( )

1

2

---

2016

3

( )

( )

2017

16,000

2,900

60,000

80,000

13,500

11,000

27,400

4,000

1

2

3

GMP

4

5

---

( )

1

2

3

4

GMP

5

GMP

( )

/

2015

2015

/

	10	10 ( )	10			(%)
2016		0.3		9,158,876.16	27,299,103.90	33.55
2015		0		0	25,384,136.05	0
2014		0		0	30,950,766.42	0

/

/

/

			200	2016 6 30				2016 7 5 2016 6 18 www.sse.com.cn

/

---

"

"

	53
	7

		22

( )

( )

( )

	2016 6 18 2016
	7 5
	www.sse.com.cn " 2016-048"

( )

www.sse.com.cn 2016 6 18 " 2016-040"

2016 7 5 " 2016-048"

/  
1

2

2015

---

" " 092613  
" 2016 7 16 2016  
4 1 " 2016-025" 2016 4w 18 " w 2016-028" 2016 7 18  
" 2016-050" 2016 8

---

/

( )

1

2

3

( )

: :

				( )									
			15,000	2016 4 19	2016 4 19	2016 11 9							
			15,000	2016 4 19	2016 4 19	2016 11 9							
												15,000	0
A													

C+D+E	0
	<p>www.sse.com.cn 2016 4 1 " 2016-025" 2016  4 19 " 2016-028" 2016 7 18 2016-050" 2016 8 4  2016-052 2016 11 10 2016-063</p>

( )  
1

										:	:	
		300.00	2015 9 1	2016 1 31		300.00	0.80					
		1,500.00	2015 12 31	2016 1 31		1,500.00	4.40					
		100.00	2016 5 1	2016 6 30		100.00	0.50					
		300.00	2016 1 4	2016 2 25		300.00	0.64					
	B	1,000.00	2016 1 7									

						1,000.00	8.50					
						2,000.00	8.10					
	1	2,298.87	2015 12 21	2016 2 4		2,298.87	3.34					
	1	500.00	2016 1 13	2016 2 23		500.00	1.25					
	1	4,350.01	2016 3 2	2016 3 8		4,350.01	1.86					
	1	499.90	2016 3 3	2016 4 8		499.90	0.97					
						500.00	0.66					
						300.00	0.46					
	1	2,032.14	2016 4 28	2016 5 3		2,032.14	1.11					
	1	2,000.00	2016 5 10	2016 5 19		2,000.00	1.57					
	1	1,007.42	2016 5 12	2016 6 29		1,007.42	3.30					

---

2

3

---

( )

( )

1.

2.

3.

1.	2
2.	0
3.	2

4.

( )

( )

( )

/

18      FP6636R

/

1

2

3

4

/

( )

( )

( )

/

( )	26,910
( )	26,841

/

:

			(% )				
		48,000,000	15.72			46,550,000	
		30,000,000	9.83			30,000,000	
1		6,106,903	2.00			0	
		3,366,700	1.10			0	
		2,880,619	0.94			2,880,619	
		2,597,075	0.85			0	
		2,177,121	0.71			0	
		2,170,000	0.71			0	
		1,900,019	0.62				

---

	,
--	---

/

46

/

1

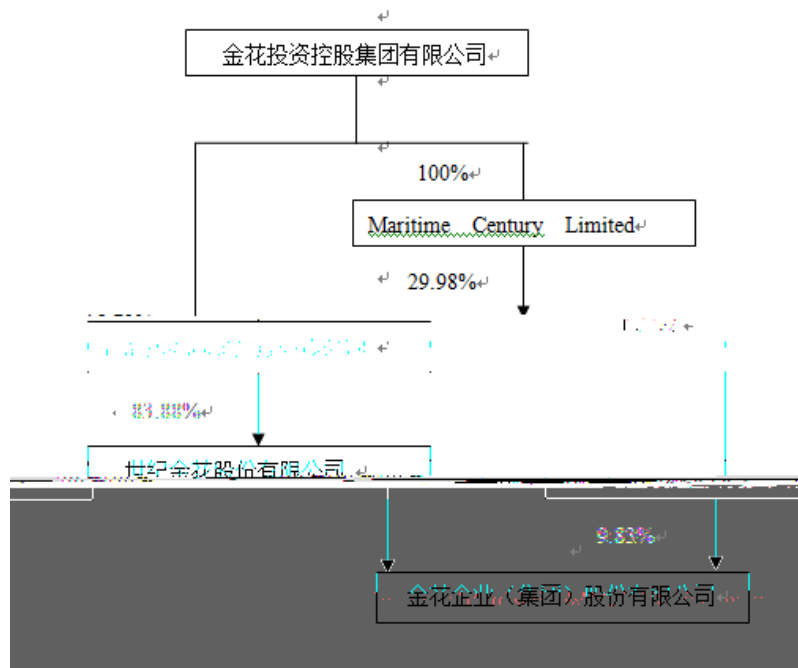
	1995 7 24
	1 4.92% 336,166,156 29.98%

2

3

4

5



/

1

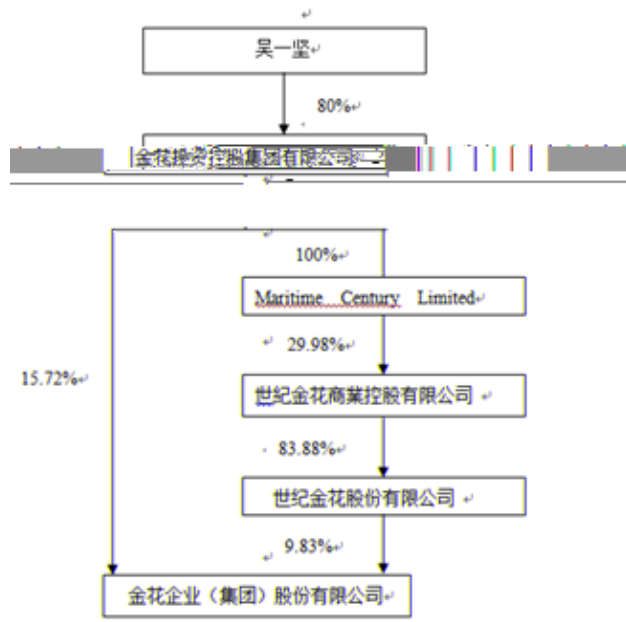
2

10	

3

4

5



6

/

198 N6-

/

	( )										
			57	2014 6 20	2017 6 19	23,240	23,240				
			60	2014 6 20	2017 6 19						
			54	2014 6 20	2017 6 19	29,050	29,050			65.52	
			47	2014 6 20	2017 6 19					50.10	
			54	2014 6 20	2017 6 19					3	
			63	2014 6 20	2017 6 19					3	
			46	2014 6 20	2017 6 19					3	
			59	2014 6 20	2017 6 19						
			59	2014 6 20	2017 6 19						
			36	2014 6 20	2017 6 19					10.77	
			52	2014 6 25	2017 6 24					43.33	
			54	2014 6 25	2017 6 24					32.15	
			45	2014 6 25	2017 6 24					29.02	
			46	2014 6 25	2017 6 24					26.78	



			2004	

/

			1997	
			1987	
	600557		2015 5	
	(834049)		2015 10	
	831517		2014 7	
	( )		2013	

	266.67

/

	437
	318
	755
	0
	258
	114
	74
	40
	53
	216
	755
	11
	117
	627
	755

/

- 1.
- 2.
- 3.

/

1

1

2

3

2

1

2

3

"

"



---

5

6

E

7

	2016 4 18	<a href="http://www.sse.com.cn">http://www.sse.com.cn</a>	2016 4 19
	2016 5 13	<a href="http://www.sse.com.cn">http://www.sse.com.cn</a>	2016 5 14
	2016 7 5	<a href="http://www.sse.com.cn">http://www.sse.com.cn</a>	2016 7 6
2	2016 8 3	<a href="http://www.sse.com.cn">http://www.sse.com.cn</a>	2016 8 4

/

		12	12	6	0	0		1
		12	12	6	0	0		3
		12	12	6	0	0		3
		12	12	6	0	0		4
		12	12	6	0	0		1
		12	12	6	0	0		2
		12	12	6	0	0		4

---

	12
	6
	6
	0

/

/

2016

2016

, , , ,

2017 4 7 2016

2016  
www.sse.com.cn

---

2016

1w8 .pn-



---

2016 12 31

:

: :

		45,563,378.75	21,749,354.45
		23,365,159.36	33,783,973.12
		12,484,377.44	8,713,995.65
		145,429,905.04	173,553,139.90
		55,812,945.09	40,780,063.57
		11,210,000.00	
		8,086,155.13	9,244,691.79
		48,452,418.13	50,836,843.30

		1,443,952,623.62	1,258,091,728.66
		150,000,000.00	
		52,057,656.76	63,726,224.68
		5,079,682.49	6,904,818.60
		6,405,979.12	5,563,537.55
		20,258,767.49	10,386,736.19
		392,600.00	392,600.00
		130,205,125.66	119,068,541.45
		364,399,811.52	206,042,458.47
		5,779,531.25	6,083,717.11
		5,779,531.25	6,083,717.11
		370,179,342.77	212,126,175.58
		305,295,872.00	305,295,872.00
		252,598,614.91	252,598,614.91

---

		105, 576, 365. 59	102, 723, 317. 33



		1, 073, 108, 316. 67	1, 044, 577, 834. 10
		1, 386, 131, 081. 98	1, 185, 275, 161. 99

2016 1—12

: :

		666, 645, 492. 79	730, 144, 537. 43
		666, 645, 492. 79	730, 144, 537. 43
		626, 619, 236. 62	705, 942, 866. 89
		246, 206, 361. 86	398, 394, 826. 30
		12, 608, 149. 68	8, 591, 900. 07
		310, 987, 307. 54	236, 760, 168. 25
		56, 607, 192. 95	60, 519, 832. 93
		-44, 595. 06	-5, 453, 615. 53
		254, 819. 65	7, 129, 754. 87
	" "	-2, 299, 765. 54	361, 917. 12
	" "	1, 008, 601. 12	4, 168, 035. 50
	" "		
	" "	38, 735, 091. 75	28, 731, 623. 16
		5, 145, 759. 75	7, 669, 246. 11
			2, 713. 27
		576, 987. 23	4, 298, 447. 00
		363, 709. 21	64, 900. 51
	" "	43, 303, 864. 27	32, 102, 422. 27
		15, 496, 136. 50	6, 345, 600. 17
	" "	27, 807, 727. 77	25, 756, 822. 10
		27, 299, 103. 90	25, 384, 136. 05
		508, 623. 87	372, 686. 05

1.			
2.			
1.			
2.			
3.			
4.			
5.			
6.			
		27,807,727.77	25,756,822.10
		27,299,103.90	25,384,136.05
		508,623.87	372,686.05
	( / )	0.0894	0.0832
	( / )	0.0894	0.0832

0

0 ,

2016 1—12

: :

		486,201,993.85	380,991,649.30
		83,091,283.86	66,953,860.89
		8,308,967.33	6,118,150.33
		305,529,547.24	232,459,181.72
		28,682,660.49	25,952,283.62
		559,927.05	-3,977,610.41
		18,651,516.98	32,027,622.43
	" "	-2,299,765.54	361,917.12
	" "	983,545.51	4,168,035.50
	" "	40,061,870.87	25,988,113.34
		5,108,022.69	7,572,273.00
		545,629.41	4,242,021.50

		363,709.21	
" "		44,624,264.15	29,318,364.84
		16,093,781.58	6,060,461.54
" "		28,530,482.57	23,257,903.30
1.			
2.			
1.			
2.			
3.			
4.			
5.			
6.			
		28,530,482.57	23,257,903.30
( / )			
( / )			

2016 1—12

--	--	--	--

---

	41	3,225,550.65	14,021,013.41
		723,880,266.09	828,961,406.66
		219,971,802.07	418,368,646.67



---

		730,437.50	
		149,269,562.50	
		-41,950,876.31	-39,964,496.58
		72,436,943.98	112,401,440.56
		30,486,067.67	72,436,943.98

---

2016 1—12

: :

--	--	--	--	--





	305,295,872.00				214,589,498.65				102,723,317.33	421,969,146.12	1,044,577,834.10
	305,295,872.00				214,589,498.65				102,723,317.33	421,969,146.12	1,044,577,834.10
" "									2,853,048.26	25,677,434.31	28,530,482.57
										28,530,482.57	28,530,482.57
1											
2											
3											
4											
									2,853,048.26	-2,853,048.26	
1									2,853,048.26	-2,853,048.26	
2											
3											
1											
2											
3											
4											
1											
2											
	305,295,872.00				214,589,498.65				105,576,365.59	447,646,580.43	1,073,108,316.67

--	--

	305,295,872.00				214,589,498.65				100,397,527.00	401,037,033.15	1,021,319,930.80
	305,295,872.00				214,589,498.65				100,397,527.00	401,037,033.15	1,021,319,930.80
" "									2,325,790.33	20,932,112.97	23,257,903.30
										23,257,903.30	23,257,903.30
1											
2											
3											
4											
									2,325,790.33	-2,325,790.33	
1									2,325,790.33	-2,325,790.33	

2





30" 26" " "

1.

31

2016

2016 12

2014

15

2.

1 1 12 31

3.

12

4.

5.

1

2

12





2 ---

13"

22 ---

9"

"

"

13 2 " "

"

"

---

2

3

"

"

"

"

10.

1

2



B.

A.

C.

#



" " " 20% "  
" 12 20

4

"

---

6

7

8

9

11.

(1).

	100

(2).


	(%)	(%)
1 1	5	5
1		
1 2	10	10
2 3	20	20

---

3		
3 4	30	30
4 5	40	40
5	50	50



1

2

14.

9

" "

1

" " " " " "

" " " " " "

22 —

2



20 —

5 2 "

"

02 178

---

15.  
(1).

20" "

16.  
(1).

(2).

			%	%
		10-50	5	9.50-1.90
		10-30	5	9.50-3.167

---

		8	5	11.875
		5	5	19.00

(3).

17.

---

(2).

III

,

3

20

"

20.





1  
2  
3

1

2

**24.**

1

/

2

3

---

25.

1

" "

2


18"

"

26.

1

2



3

( )

( )

( )

4

5

27.

(1)

(2)

28.

1



---

(2)

1

2

30.

13

"

31.

(1)

(2)

32.

1.

		17% 6%
		5%
		5%
		7%
		15% 25%

	15%
	25%
	25%

5%

[2016]36

2016 5 1

6%

5

2.

2015

15%

2016

15%

15%  
15%

2016

2016

2018

1

	402,000.74	263,117.59
	45,161,378.01	21,486,236.86
	45,563,378.75	21,749,354.45

2

	23,365,159.36	33,783,973.12
	23,365,159.36	33,783,973.12

---

3

4

(1).

	12,484,377.44	8,713,995.65
	12,484,377.44	8,713,995.65

(2).

(3).

	14,196,460.38	
	14,196,460.38	

(4).

5  
(1).

		(%)		(%)		(%)		(%)		
	153,786,401.12	100.00	8,356,496.08	5.43	145,429,905.04	183,031,850.08	100.00	9,478,710.18	5.18	173,553,139.90

			(%)
1			
1			
1	143,377,408.24	7,168,870.41	5.00
1 2	9,649,345.24	964,934.52	10.00
2 3	341,037.29	68,207.46	20.00
3			
3 4	232,003.71	69,601.11	30.00
4 5	84,207.38	33,682.95	40.00
5	102,399.26	51,199.63	50.00
	153,786,401.12	8,356,496.08	

(2).

0

958,694.21

(3).

	163,519.89

		58,884.00			
		13,027.42			
	/	71,911.42	/	/	/

(4).

57,946,965.60

37.68%

2,897,348.28

(5).

(6).

6

(1).

		(%)		(%)
1	39,192,930.65	70.23	29,059,903.78	71.26
1 2	4,935,869.68	8.84	8,080,571.79	19.82
2 3	8,044,556.76	14.41	3,639,588.00	8.92
3	3,639,588.00	6.52		
	55,812,945.09	100.00	40,780,063.57	100.00

1

1

8,000,000.00 ,

3,639,588.00

2

917,340.00

1

2,595,014.98

3

887,213.20

(2).

23,069,588.00

41.33%

7

(1).

(2).

---

8

(1).

( )		
	11,210,000.00	
	11,210,000.00	

(2).

9  
(1).

		(%)		(%)			(%)		(%)	
	9,176,273.76	96.83	1,090,118.63	11.88	8,086,155.13	10,143,622.48	95.02	898,930.69	8.86	9,244,691.79
	300,000.00	3.17	300,000.00	100.00		531,267.00	4.98	531,267.00	100.00	
	9,476,273.76	/	1,390,118.63	/	8,086,155.13	10,674,889.48	/	1,430,197.69	/	9,244,691.79

1			
1			
1		4,534,714.80	226,735.74
			5.00

1	2	2,115,200.35	211,520.04	10.00
2	3	1,344,853.36	268,970.67	20.00
3				
3	4	1,008,498.45	302,549.54	30.00
4	5	61,607.60	24,643.04	40.00
5		111,399.20	55,699.60	50.00

---

(3).

	361,881.46

		128,623.55			
		231,202.00			
	/	359,825.55	/	/	/

(4).

	5,207,083.07	4,552,454.84
	4,242,190.69	5,886,332.64
	27,000.00	236,102.00
	9,476,273.76	10,674,889.48

(5).

(7).

(8).

10

(1).

	7,654,372.33		7,654,372.33	4,892,064.27	4,892,064.27
	9,090,215.37		9,090,215.37	10,097,551.17	10,097,551.17
	24,374,963.29		24,374,963.29	21,327,315.97	21,327,315.97
	2,469,409.47		2,469,409.47	1,648,421.60	1,648,421.60
	3,061,866.09		3,061,866.09	5,026,172.53	5,026,172.53
	1,801,591.58		1,801,591.58	7,845,317.76	7,845,317.76
	48,452,418.13		48,452,418.13	50,836,843.30	50,836,843.30

(2).

(3).

(4).

11

12

13

	35,128,050.66	133,988,653.68
-	234,659.80	

	35,362,710.46	133,988,653.68
--	---------------	----------------

" "	10,100,000.00	
" "	7,000,000.00	
" "	5,000,000.00	
" E "	5,000,000.00	
" "	1,000,000.00	
" "	4,000,000.00	
" "	3,000,000.00	
" 1 "	28,050.66	
	35,128,050.66	

---

	15,427.67	1,000.00		16,427.67				/	
				4.76%				1000.00	

(4).

(5).

15

(1).

(2).

(3).

16

(1)

(2)

(3)

17

		283,275,000.00					11,210,000.00			272,065,000	
		283,275,000.00					11,210,000.00			272,065,000	
	3,750,000.00									3,750,000.00	3,750,000.00
	3,750,000.00									3,750,000.00	3,750,000.00
	3,750,000.00	283,275,000.00					11,210,000.00			275,815,000.00	3,750,000.00

1  
11.11%

10%

2016 12 17  
20  
3,750,000.00

10%

2

1/3

75%

18

(1).

1.	3,661,129.71			3,661,129.71
2.				
1				
2 \ \				
3				
3.				
1				
2				
4.	3,661,129.71			3,661,129.71
1.	1,644,802.62			1,644,802.62
2.	86,951.88			86,951.88
1	86,951.88			86,951.88
3.				
1				
2				
4.	1,731,754.50			1,731,754.50
1.				
2.				
1				
3				
1				
2				
4.				
1.	1,929,375.21			1,929,375.21
2.	2,016,327.09			2,016,327.09

(2).

19

(1).

--	--	--	--	--	--

---

1.	534,869,082.64	106,524,927.04	4,875,358.58	26,629,366.24
----	----------------	----------------	--------------	---------------

	1,352,141.28	1,043,299.86	214,079.57	94,761.85	

(3).

(4).

(5).

20

(1).

	168,997,480.78		168,997,480.78	168,997,480.78	168,997,480.78
	2,083,526.12		2,083,526.12	1,528,491.59	1,528,491.59
	245,596.81		245,596.81	86,300.00	86,300.00
A				30,283,794.17	30,283,794.17
	171,326,603.71		171,326,603.71	200,896,066.54	200,896,066.54

(2).

							(%)					(%)
		168,997,480.78				168,997,480.78						
		1,528,491.59	555,034.53			2,083,526.12						
	656,000,000.00	86,300.00	159,296.81			245,596.81	0.04					
A	37,500,000.00	30,283,794.17	78,272.00	30,362,066.17			100.00					
	693,500,000.00	200,896,066.54	792,603.34	30,362,066.17		171,326,603.71	/	/			/	/

(3).

---

22

23

(1).

(1)								
4.	36,985,600.00	253,850.00	808,000.00	18,104,931.39	7,452,551.37	1,041,307.17	1,546,884.38	66,193,124.31

1.

(2).

26

JTGJZ	765,401.34	3,265,790.69				4,031,192.03
TSLC	2,996,004.14	891,711.46			891,711.46	2,996,004.14
JTGOA	993,962.24	1,572,845.61				2,566,807.85
JTGZB	1,785,767.06	394,438.54				2,180,205.60
JTGCD	1,954,155.16					1,954,155.16
JTGGZ	722,641.49	1,086,465.54				1,809,107.03
GFT	1,000,000.00					1,000,000.00
GFYA	525,363.31					525,363.31
BHSC	502,821.78	1,796.88				504,618.66
BGE	149,316.46	135,026.21				284,342.67
AKP	9,902.00					9,902.00
ADFT						
JTGLC	1,853,237.96	452,847.66	2,306,085.62			
OTF	32,020.44			32,020.44		
JTGPJ		413,207.54				413,207.54
CRM		314,649.45				314,649.45
HR		153,076.11				153,076.11
	13,290,593.38	8,681,855.69	2,306,085.62	32,020.44	891,711.46	18,742,631.55

---

27

(1).

(2).

28

	290,444.56		62,238.12		228,206.44
	290,444.56		62,238.12		228,206.44

29 /

(1).

	8,360,089.65	1,254,013.45	8,650,004.20	1,297,500.63
	2,299,765.54	344,964.83		
	10,659,855.19	1,598,978.28	8,650,004.20	1,297,500.63

(2).

	23,118,125.00	5,779,531.25	24,334,868.44	6,083,717.11
	23,118,125.00	5,779,531.25	24,334,868.44	6,083,717.11

(3).

(4).

	1,616,128.87	1,692,219.43
	1,616,128.87	1,692,219.43

(5).

30

31

(1).

	150,000,000.00	
	150,000,000.00	

1 10,000.00  
2016 12 19 2017 12 18 4.785%

2 5,000.00 2016 9 5 2017  
9 4 5.655% 76

(2).

32

33

34

35

(1).

	50,841,120.76	62,919,690.68
	1,216,536.00	806,534.00
	52,057,656.76	63,726,224.68

(2).

	18,000,415.14	
	686,000.00	
	667,701.52	
	646,664.00	
	629,700.00	
	613,537.34	
	21,244,018.00	/

36

(1).

1	2,487,898.34	4,574,307.95
1	2,591,784.15	2,330,510.65
	5,079,682.49	6,904,818.60

(2).

VIP	2,121,606.87	
	2,121,606.87	/

2016 12 31 VIP

(3).

37

(1).

	5,396,159.66	55,631,423.74	54,796,245.53	6,231,337.87
-	167,377.89	4,678,318.55	4,671,055.19	174,641.25

---

	5,563,537.55			
--	--------------	--	--	--

	52,090.20	17,286.65
	45,306.67	45,701.77
	20,258,767.49	10,386,736.19

39

40

	392,600.00	392,600.00
\		
	392,600.00	392,600.00

4 1 22,870.91  
67,329.09 262,400.00  
40,000.00

41

(1).

	36,648,116.43	54,926,520.38
	33,750,000.00	
	27,016,611.19	24,079,720.10
	24,583,152.49	34,173,861.43
	8,207,245.55	5,888,439.54
	130,205,125.66	119,068,541.45

(2).

	3,160,500.00	
	600,000.00	
	3,760,500.00	/

42

---

43 1

44

45  
(1).

46  
(1).

(2).

(3).

(4).

47  
(1)

48

(1)

(2)

---

49

50

51

52

53

		+					
	305,295,872.00						305,295,872.00

54

(1)

(2)

55

	202,187,281.60			202,187,281.60
	50,411,333.31			50,411,333.31
	252,598,614.91			252,598,614.91

56

57

58

59

	101,857,258.91	2,853,048.26		104,710,307.17
	866,058.42			866,058.42
	102,723,317.33	2,853,048.26		105,576,365.59

50% 10%

60

	384,537,395.36	361,479,049.64
+		
	384,537,395.36	361,479,049.64
	27,299,103.90	25,384,136.05
	2,853,048.26	2,325,790.33
	408,983,451.00	384,537,395.36

1

0

2

0

3

0

4  
5

0

61

	665,339,331.03	246,043,969.98	728,926,075.89	398,171,005.39
	1,306,161.76	162,391.88	1,218,461.54	223,820.91
	666,645,492.79	246,206,361.86	730,144,537.43	398,394,826.30

62

	566,622.17	2,328,629.15
	4,160,451.95	3,653,644.71
	1,783,050.83	2,609,626.21
	3,927,799.11	
	417,356.20	
	21,405.00	
	171,242.98	
	1,188,700.56	
	371,520.88	
	12,608,149.68	8,591,900.07

63

	269,162,451.42	200,061,635.52
	20,606,896.55	16,809,476.89
	14,506,359.67	14,555,215.08
	2,973,528.27	2,275,744.42
	1,418,730.25	1,327,824.26
	962,146.25	282,688.54
	600,643.58	617,430.00
	405,516.81	337,314.37
	310,205.24	5,949.44
	40,829.50	486,889.73
	310,987,307.54	236,760,168.25




67

		-2,299,765.54	361,917.12
		-2,299,765.54	361,917.12

68

			186,476.53
		547,372.42	3,981,558.97
		461,228.70	
		1,008,601.12	4,168,035.50

69



2015	213,300.00		
2016	115,200.00		
	5,000.00		
		100,000.00	
		4,649,941.43	
		300,000.00	
2014		400,000.00	
	333,500.00	5,449,941.43	/

70

	363,709.21	64,900.51	363,709.21
	363,709.21	64,900.51	363,709.21
	99,767.58		99,767.58
		3,900,428.68	
		57,460.50	
	5,045.91	5,391.25	5,045.91
	87,484.83	114,532.72	87,484.83
	20,000.00	50,000.00	20,000.00
	979.70	105,733.34	979.70
	576,987.23	4,298,447.00	576,987.23

71

(1)

	16,101,800.01	6,765,920.59
	-605,663.51	-420,320.42
	15,496,136.50	6,345,600.17

(2)

	43,303,864.27
/	6,495,579.64

	92,477.07
	8,919,493.37
	-11,413.58
	15,496,136.50

72

73

(1).

	1,235,268.3	422,805.30
	1,020,263.60	5,650,982.44
	335,745.27	
	333,500.00	800,000.00
	73,244.20	
		1,929,292.24
	227,529.28	342,329.28
		4,875,604.15
	3,225,550.65	14,021,013.41

(2).

	306,784,926.62	256,862,264.44
	11,430,000.00	1,996,760.00
	1,803,431.48	
	320,018,358.10	258,859,024.44

(3).

		:
	355,563,372.17	

	355,563,372.17	
--	----------------	--

(4).

	390,691,422.83	0.00
	390,691,422.83	0.00

(5).

(6).

74

(1)

1		
	27,807,727.77	25,756,822.10
	254,819.65	7,129,752.87
	22,495,679.17	21,725,275.85
	3,769,707.20	3,744,571.63
	62,238.12	45,372.45
	363,709.21	-62,187.24
" "		
" "		
" "	2,299,765.54	-361,917.12
" "	753,223.20	
" "	-1,008,601.12	-4,168,035.50
" "	-301,477.65	-116,134.56
" "	-304,185.86	-304,185.86
" "	2,384,425.17	1,264,099.60
" "	8,734,238.16	5,150,347.66
" "	-25,634,781.81	-29,473,258.59
	41,676,486.75	30,330,523.29
2		
3		
	45,563,378.75	21,749,354.45
	21,749,354.45	22,589,974.54

		133,988,653.68
	133,988,653.68	145,239,248.45
	-110,174,629.38	-12,091,214.86

(2)

(3)

(4)

	45,563,378.75	21,749,354.45
	402,000.74	263,117.59
	45,161,378.01	21,486,236.86
		133,988,653.68
	45,563,378.75	155,738,008.13

75

" "

76

	352,922,998.34	
	30,338,092.91	
	168,997,480.78	
	552,258,572.03	/

77

(1).

---

(2).

78

79

1

2

3



(3).

: :

	38,468,952.77	875,714.51	39,344,667.28	36,946,526.65		36,946,526.65	52,877,109.58	1,006,027.64	53,883,137.22	52,409,767.27	52,409,767.27

		142,018,644.49	924,770.68	924,770.68	3,649,935.13	308,827,673.55	677,611.00	677,611.00	812,001.89	

(4).



--				
	283,275,000.00	283,275,000.00		
	186,395,321.86	186,395,321.86	159,630,936.12	159,630,936.12
	71,904,743.14	71,904,743.14	46,477,788.39	46,477,788.39
	71,904,743.14	71,904,743.14	46,477,788.39	46,477,788.39
	11,210,000.00	11,210,000.00		

(4).

(5).

(6).

(7).

(8).

4

5

6

---

1

1

2

( 19)

3

4



---

3

---

	1	1-3	3-12	1-5	5
			150,000,000.00		

---

	23,365,159.36			23,365,159.36

2

3

4

5

6

7

8

9

1

				(%)	(%)
			16,000.00	15.72	15.72

2

1

3

3

4


2016

9.83%

5

(1).

/

		493,000.00	491,200.00
--	--	------------	------------

		51,469.90	
		50,000.00	
		50,000.00	
		6,000.00	

/

		2,792,605.50	2,865,780.00
		84,412.12	212,155.10
		1,575.00	
		95,865.00	98,455.00
		1,050.00	
		700.00	
		4,550.00	

(2).

/

/

/

/

(3).

(4).

	15,000.00	2016 4 19	2016 11 9	

---

(5).

(6).

(7).

	266.67	244.36

(8).

6

(1).

: :

		194,320.00	14,638.75	98,455.00	4,922.75
		5,419,570.50	270,978.53	3,582,225.00	179,111.25
		96,767.65	4,838.38	129,548.37	6,477.42
		881,301.00		500,000.00	

(2).

: :

		165,000.0	
		33,750,000.00	
		13,759.50	
		101,285.11	101,285.11

7

---

8

1

2

3

4

5

1

2

(1).

(2).

3

4

5

6

7

---

1  
(1).

(2).

2

3  
(1).

(2).

4

5

6  
a)

1

3

	486,201,993.85	142,018,644.49	38,736,404.34	311,549.89	666,645,492.79
	83,091,283.86	136,129,167.88	26,989,259.09	3,348.97	246,206,361.86
	1,386,131,081.98	39,344,667.28	487,753,951.86	469,277,077.50	1,443,952,623.62
	313,022,765.31	36,946,526.65	26,107,174.81	5,897,124.00	370,179,342.77

7

1

(1).

	(%)		(%)		(%)		(%)	

	129,168,933.70	100.00	6,910,463.91	5.35						

---

(2).

0

295,855.80

(3).

	163,519.89

		58,884.00			
		13,027.42			

/

2  
(1).

		(%)		(%)			(%)		(%)	
	12,781,722.88	97.71	1,211,968.08	9.48	11,569,754.80	51,525,432.88	99.42	2,929,237.82	5.69	48,596,195.06
	300,000.00	2.29	300,000.00	100.00		300,000.00	0.58	300,000.00	100.00	

1			
1			
1	8,969,680.29	448,484.01	5%
1 2	1,368,770.91	136,877.09	10%
2 3	1,295,353.36	259,070.67	20%
3			
3 4	1,001,310.52	300,393.17	30%
4 5	61,607.60	24,643.04	40%
5	85,000.20	42,500.10	50%
	12,781,722.88	1,211,968.08	

(2).

0

1,586,590.28

(3).

	130,679.46

		128,623.55			
	/	128,623.55	/	/	/

---

(4).

	5,135,534.43	4,358,644.38
	7,053,800.45	47,466,788.50
	892,388.00	
	13,081,722.88	51,825,432.88

(5).

				(%)	
		5,088,923.08	1	38.90	254,446.15
		2,303,146.00	1	17.61	331,839.60
		554,274.43	1	4.24	51,485.76
		500,000.00	1	3.82	25,000.00
		233,000.00	1	1.78	11,650.00
	/	8,679,343.51	/	66.35	674,421.51

(6).

(7).

(8).

---

3

	583,490,000.00	119,846,482.21	463,643,517.79	583,490,000.00	100,204,230.61	483,285,769.39
--	----------------	----------------	----------------	----------------	----------------	----------------

(2)

		283,275,000.00					11,210,000.00			272,065,000.00	

283,275,000.00

.27 348.55 Tm0

---

5

	0.00	186,476.53
	547,372.42	3,981,558.97
	436,173.09	
	983,545.51	4,168,035.50

1

	-363,709.21	
	333,500.00	—
	461,228.70	
	-1,752,393.12	
	4,598,981.73	
	-493,977.80	
	-9,786.69	
	2,773,843.61	

1 —

1 —

2

%

---


2017 4 5